




SonTek-IQ™ Series Standard, Plus and Pipe

FLOW, TOTAL VOLUME, LEVEL AND VELOCITY




a xylem brand



Built to Last. Made to Perform.

Developed with assistance from the Cooperative State Research, Education, and Extension Service of the U.S. Department of Agriculture, the SonTek-IQ Series are three products that provide high quality flow, total volume, level and velocity data for challenging conditions that fit your budget. Custom flow algorithms, carefully designed and tested, ensure all these products in the Series will deliver the data you need to make smart decisions about your water. Each system offers four independent velocity beams that work to accurately map the cross-section velocity and feed this data to the flow computation algorithms. This means velocity indexing is not required to get high-accuracy flow data. Additionally, the built-in pressure sensor (standard with each system), works in tandem with the vertical acoustic beam to measure the water level, so you always know what the stage is.



- Fully self-contained, all-in-one design
- Measure flow in man-made or natural channels, pipes or streams between 8 cm (3 inches) and 5 m (16 ft) deep
- Four, pulsed Doppler velocity beams for great section coverage
- RS-232, SDI-12, Modbus, Analog communication/output
- Specialized flow algorithms for open channels and/or closed pipes
- Uses SonTek's exclusive SmartPulse^{HD}* adaptive sampling technology
- Self-calibrating water level using vertical beam and pressure sensor
- Standard package includes instrument, SonTek-IQ Software, easy mounting hardware, cable, adaptor and power supply

*Patent pending

Whether you need just a practical and cost-effective solution for a single canal, or you operate a large public utility with dozens of monitoring sites, there's a SonTek-IQ right for your application. Simply input the channel geometry using the intuitive SonTek-IQ software and you are outputting accurate flow data in minutes!

The SonTek-IQ software package is the starting point for interfacing with the instrument.

The "SmartPage" has built-in icons that guide users through the configuration steps to collect the best possible data. Want to run some statistics on the data? You can do that too, with just one click.





SonTek-IQ Standard: Big Quality for Small Budgets

The SonTek-IQ Standard version is a “no frills” option for the budget-minded operator. But with the SonTek-IQ Standard, low budgets do not mean low quality data! Using the same powerful SmartPulse^{HD} technology that is used in the SonTek-IQ Plus system, you won't be sacrificing quality while monitoring your flow.

The Standard version allows measurement for depths up to 1.5 m in open-channels only, and basic data parameters output for display or export based on a dynamic, single integrated velocity cell.


SonTek-IQ Plus: Monitoring in Complex Environments

The SonTek-IQ Plus version offers a flow monitoring solution for larger canals and natural environments with depths up to 5 m. With the ability to collect velocity profiling data in cells as small as 2 cm across a channel horizontally and vertically, this version offers the user complete flexibility in applications and detailed flow velocity parameters for those times when “just flow” isn't enough.

The SonTek-IQ Plus is capable of handling not just regular trapezoidal canals, but any irregular/naturally-shaped channel, up to 5 m deep, where flow, velocity and/or level need to be measured. And with the flexibility of the SonTek-IQ software, the opportunities are endless.



SonTek-IQ Pipe: Accurate Flow in Totally or Partially Full Pipes



The SonTek-IQ Pipe is intended as either a bottom or top mounted flow meter that can be used in most industrial or agricultural applications. Unlike many other flow meters available today, the SonTek-IQ Pipe automatically determines if the pipe is full or partially full, and identifies the best technique to use to measure the velocity of the water. This information is then used to compute flow, along with accurate water level data provided by the vertical beam and/or pressure sensor. All this without additional configuration.

With a special form factor, the SonTek-IQ Pipe can provide accurate flow values in pipes from 0.5 all the way to 5.0 m, independent of whether these pipes are full or have only a few inches of water in them.

SonTek-IQ ACCESSORIES AND SPECIFICATIONS







Custom-fit for the IQ Pipe, this easy to use mounting ring will make system installation a breeze. Fits pipe diameters from 16 in (41 cm) to 36 in (91 cm).



With the press of a single button, data is yours with the SonTek-IQ Flow Display. No PC required!

Product Dimensions



Specifications	 SonTek-IQ Standard	 SonTek-IQ Plus	 SonTek-IQ Pipe
<u>Application</u>	Regular Canals	All Open Channels	Pipes & Culverts
<u>Velocity Measurement</u>			
-Sampling Range	0.08 - 1.5 m (0.3 - 5 ft)	0.08 - 5.0 m (0.3 - 16 ft)	0.08 - 5.0 m (0.3 - 16 ft)
-Number of Cells	1	Up to 100	Up to 100
-Cell Size	Dynamically integrated	2 cm - 10 cm (0.8 - 4 in)	2 cm - 10 cm (0.8 - 4 in)
<u>Advanced Data Reprocessing</u>	N/A	✓	✓
<u>Increased Number of Data Fields</u>	N/A	✓	✓
<u>Velocity Measurement</u>			
-Velocity Range	±5 m/s (16 ft/s)		
-Resolution	0.0001 m/s (0.0003 ft/s)		
-Accuracy	±1% of measured velocity, ±0.5 cm/s (0.2 in/s)		
<u>Water Level</u>			
-Vertical Beam Range	0.05 - 1.5 m (0.2 - 5 ft) (Standard); 0.05 - 5.0 m (0.2 - 16 ft) (Plus/Pipe)		
-Water Level Accuracy	0.1% of measured depth or ±0.003 m (0.01 ft) whichever is greater		
-Pressure Sensor Range ¹	30 m (98 ft; 42 psi)		
-Pressure Sensor Accuracy	0.1% of full scale		
<u>Acoustics</u>			
-Acoustic Frequency	3.0 MHz		
-(2) Along Axis Beams	25° off vertical axis, along axis of channel		
-(2) Skew Beams	60° off vertical and 60° off center axis of channel (Standard/Plus); 37° off vertical and 45° off center axis of channel (Pipe)		
<u>Communications</u>	RS232, SDI-12, Modbus, Analog (via optional Flow Display)		
<u>Data Storage</u>	4 GB (approximately 1 year)		
<u>Operating/Storage Temperature</u>	-5 to 60° C (23 - 140° F)		
<u>Temperature Sensor</u>	Accuracy ± 0.2° C; Resolution ± 0.01° C		
<u>Tilt Sensor</u>	Accuracy ± 1.0°		
<u>SmartPulse^{HD}</u>	Yes		
<u>Power</u>			
-Input	8-15 VDC		
-Consumption	0.5 - 1.0 W (0.02 when idle)		

¹For use in pressurized pipes. Housing rated to 42 psi.



Founded in 1992 and advancing environmental science globally, SonTek manufactures acoustic Doppler instrumentation for water velocity measurement in oceans, rivers, lakes, harbors, canals, estuaries, industrial pipes and laboratories. SonTek's sophisticated and proprietary technology serves as the foundation for some of the industry's most trusted flow data collection systems. SonTek is headquartered in San Diego, California, and is a division of Xylem Inc.

SonTek
9940 Summers Ridge Road
San Diego CA 92121
Tel +1.858.546.8327
Fax +1.858.546.8150
www.sontek.com

YSI, Inc.
1700/1725 Brannum Lane
Yellow Springs, Ohio 45387
Tel +1.937.767.7241
Fax +1.937.767.9353
www.ysi.com

Xylem, Inc.
1133 Westchester Avenue
White Plains, NY 10604
Tel +1.914.323.5700
Fax +1.914.323.5800
www.xyleminc.com

www.sontek.com

S16-01